

# EyeScreen Photograph

*Vision Source Mandan* is pleased to provide patients with an advanced digital retinal service called **EyeScreen**. This is a high-resolution screening photograph of your retina which will help examine, document, and monitor your retina over your lifetime for any future ocular health concerns.

Retinal problems such as **macular degeneration**, **glaucoma**, and **diabetic retinopathy** can lead to partial loss of vision or permanent blindness and can be detected with the EyeScreen photograph. Many signs of systemic health conditions such as **high blood pressure**, **high cholesterol**, and **cancer** can also be detected with the EyeScreen photograph.

Drs. Schauer, Aberle and Dyke **strongly recommend this procedure for all patients every year**. It is an invaluable tool for your medical file for serial analysis, comparisons, and diagnosis. A picture is truly worth a thousand words! This photo allows your doctor to take the *best* care of your eyes for a lifetime.

I AGREE to have my retinal health evaluated with the EyeScreen photograph for **\$29** to photodocument my ocular health over the course of my lifetime.

I DO NOT wish to have the EyeScreen photograph.

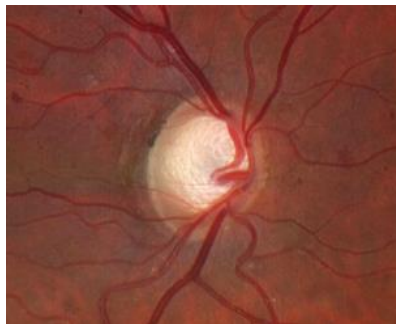
---

Patient Signature (Parent/Guardian Signature if minor)

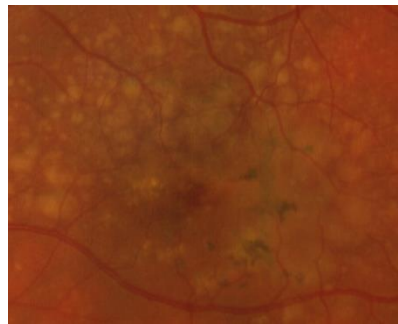
---

Date

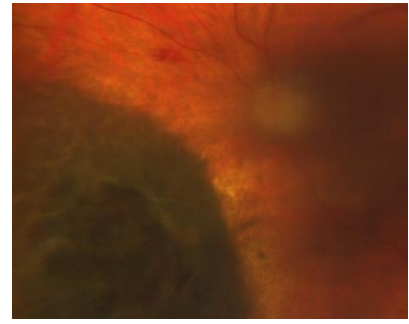
*Actual patient photo examples:*



**Glaucoma**



**Macular Degeneration**



**Malignant Melanoma**