

EyeScreen Photographic Examination

VISION SOURCE MANDAN (Drs. Schauer, Aberle and Dyke) is pleased to provide patients with an advanced digital retinal exam called **EyeScreen**. This is a high-resolution screening photograph of your retina which will help examine, document, and monitor your retina over your lifetime for any future ocular health concerns.

Retinal problems such as **macular degeneration**, **glaucoma**, and **diabetic retinopathy** can lead to partial loss of vision or permanent blindness and can be detected with the EyeScreen photograph. Many signs of systemic health conditions such as **high blood pressure**, **high cholesterol**, and **cancer** can also be detected with the EyeScreen photograph.

The EyeScreen photograph is a valuable tool for your eye doctor because it provides a permanent record for your medical file for serial analysis, comparisons, and diagnosis. Plus, you get to see inside your own eye!

Drs. Schauer, Aberle and Dyke **strongly recommend this procedure for all their patients** and will perform the **EyeScreen** photograph at an **additional cost of only \$25** to the comprehensive eye exam you are receiving today. Please select one of the following boxes:

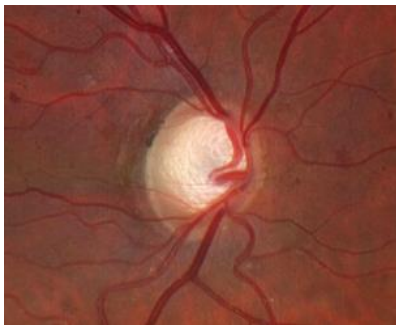
I **AGREE** to have my retinal health evaluated with the EyeScreen photograph for **\$25** to help photodocument my ocular health over the course of my lifetime.

I **DO NOT** wish to have the EyeScreen photograph. I understand that I will still have a thorough eye examination today with my optometrist.

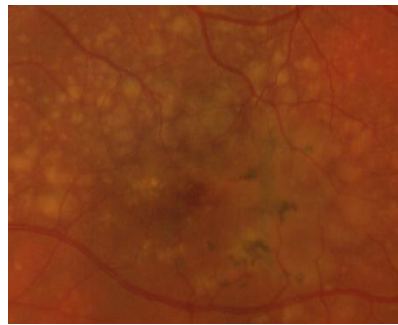
Patient Signature (Parent/Guardian Signature if minor)

Date

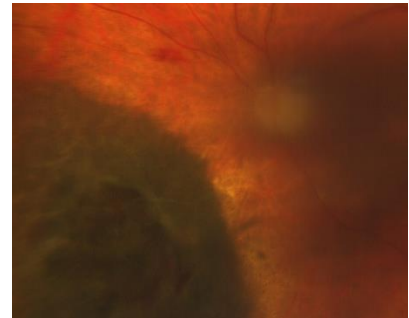
Actual patient photo examples:



Glaucoma



Macular Degeneration



Malignant Melanoma